



## GLITTER



GS-01




GS-02



GS-03




GS-05



GS-06



GS-07




GS-08



GS-09




GS-10



GS-11




GS-12



GS-17



GS-18




GS-19



GS-20




GS-24




GS-25




GS-26




GS-27




GS-29




GS-32




GS-33




GS-35



GS-41



GS-45



GS-46



GS-63

# GLITTER

## ÜRÜN TANIMI

Plotter ile kesim uygulamaları için Glitter malzeme

## ÖZELLİKLER

**Ebat:** 50 cm x 50 m

**Net kilo:** 11 kg / rol

## BASIM TALİMATLARI

Aşağıdaki talimatlar sadece normal şartlara göredir.

**Derece:** 150°C (302°F) 160°C (320°F)

**Baskı süresi:** 10 ~ 15 saniye

## KULLANIM TALİMATLARI

- 1) Glitter üzerinde plotter makinası ile ürünü tersten kesiniz.
- 2) Fazlalıkları çıkarınız.
- 3) Ürünü tişörtün üzerine koyunuz.
- 4) Orta basınçta 10 ~ 15 saniye presleyiniz.
- 5) Soğuk / ılıkken polyester taşıyıcı filmi çekiniz.

## UYGUN KUMAŞLAR

Pamuk, polyester / pamuk karışımı, polyester / akrilik vb tekstiller için uygundur.

Boyanmış ve işlem görmüş kumaşlar için uygun değildir.


## UYARI

*Bu belgedeki bilgiler bizim tecrübelerimize dayanarak verilmiştir.*

*Size standart üretiminizden önce ürünümüzü test etmenizi öneririz.*



Deseni tersten kesiniz



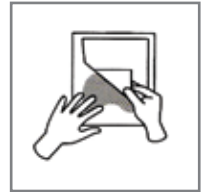
150°C (302°F) ~160°C (320°F)



Orta basınç



10 - 15 saniye presleme



Ilık/Soğuk çekim