

GLITTER FLUORESCENCE RAINBOW




GRF-62




GRF-63



GRF-64



GRF-65



GRF-68

GLITTER FLUORESCENCE RAINBOW

DESCRIPTION

Glitter material for computer cutting applications

SPECIFICATIONS

Size: 50 cm x 50 m

N.W: 11 kg / roll

TRANSFER CONDITIONS

The following instructions are given as guideline only.

Temperature: 150°C (302°F) 160°C (320°F)

Pressing time: 10 ~ 15 seconds

HOW TO USE

- 1) Cut an image on the glitter in reverse by a plotter machine.
- 2) Weed the excess glitter.
- 3) Place the image on a T-Shirt.
- 4) Press it on at medium pressure for 10 to 15 seconds.
- 5) Remove the polyester backing film while it is warm/cool.

SUITABLE FOR

Cotton, mixtures of polyester / cotton and polyester / acrylic or for similar textile.


Not suitable for treated and dyed garments.

NOTICE

All information given in this sheet is based on our experience. We recommend you to perform a test prior to standart production.



Cut the image in reverse



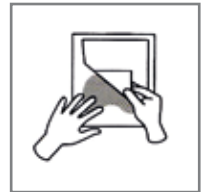
150°C (302°F) ~160°C (320°F)



Medium, even pressure



10 - 15 seconds for pressing



Peel WARM/COOL