



## RUBBER




White  
S100




Black  
S199




Grey  
S105



Navy Blue  
S205




Royal Blue  
S230




Red  
S350




Orange  
S370




Gold Yellow  
S410




Medium Yellow  
S430



Green  
S540




Gold  
M410




Silver  
M150



Pink Fluo  
F390



Yellow Fluo  
F450



Green Fluo  
F540

## 3D REFLECTIVE FILM



HT 3000 D  
Silver



HT 3500 D  
Dark Gray

# RUBBER - 3D REFLECTIVE FILM

## ÜRÜN TANIMI

Plotter ile kesim uygulamaları için PU malzeme

## ÖZELLİKLER

<b>Rubber:</b>	<b>3D Reflective Film:</b>
<b>Ebat:</b> 50 cm x 25 m	<b>Ebat:</b> 50 cm x 25 m
<b>Net kilo:</b> 5 kg / rol	<b>Net kilo:</b> 9,6 kg / rol

## BASIM TALİMATLARI

Aşağıdaki talimatlar sadece normal şartlara göredir.

**Derece:** 150°C (302°F)

**Baskı süresi:** 5 saniye ön taraftan + 20 saniye arka taraftan

## KULLANIM TALİMATLARI

- 1) PU üzerinde plotter makinası ile ürünü tersten kesiniz.
- 2) Fazlalıkları çıkarınız.
- 3) Ürünü tişörtün üzerine koyunuz.
- 4) Orta basınçta 5 saniye ön taraftan + 20 saniye arka taraftan presleyiniz.
- 5) Ilıkken polyester taşıyıcı filmi çekiniz.

## UYGUN KUMAŞLAR

Pamuk, polyester / pamuk karışımı, polyester / akrilik vb tekstiller için uygundur.

Boyanmış ve işlem görmüş kumaşlar için uygun değildir.


## UYARI

*Bu belgedeki bilgiler bizim tecrübelerimize dayanarak verilmiştir.*

*Size standart üretiminizden önce ürünümüzü test etmenizi öneririz.*



Deseni tersten kesiniz



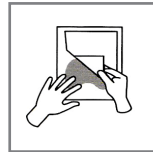
150°C (302°F)



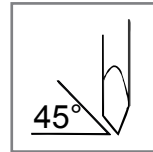
Orta basınç



5 saniye ön taraftan presleme +  
20 saniye arka taraftan presleme



Ilık çekim



45°



40°